



STANDALONE

DOOR ACCESS CONTROLLER



APCO1E(EM)

- Touchscreen Keypad, Surface waterproof design
- 1000 Cards or Pin or Card + Pin
- Wiegand 26 in/out available
- Card type: EM/ID 125 Khz
- DC 12V
- Dimensions: 128 x 85 x22 mm



APCO1E(MF)

- Touchscreen Keypad, Surface waterproof design
- 1000 Cards or Pin or Card + Pin
- Wiegand 26 in/out available
- Card Type: Mifare 13.56 Mhz
- DC 12V
- Dimension: 128 x 85 x22 mm



APCO2E(EM)

- 1000 Cards or Pin or Card + Pin
- Wiegand 26 in/out available, Surface waterproof, Anti-Temper
- Card Type: EM/ID 125 Khz
- Dimension: 108 x 20 x 78 mm



APCO2E(MF)

- 1000 Cards or Pin or Card + Pin
- Wiegand 26 in/out available, Surface waterproof, Anti-Temper
- Card Type: Mifare 13.56 Mhz
- Dimension: 108 x 20 x 78 mm



APCV

- Rain Protection Cover
- ABS plastic cover and rubber blanket
- Working temperature: -40° C ~ 60° C
- Dimension: 135 x 89 x 84 mm



EM MIFARE & QR CODE READER



APRO2M

- Reading Mode: Mifare/IC Reader 13.56 Mhz
- Output Format: Wiegand 26
- Waterproof (ABA Optional)
- LED (Red, Green)
- Dimension: 100 x 46 x 20 mm



APRO1M

- Fingerprint Access Controller, IC



APRO1E

- Fingerprint Access Controller, ID



APRO2E

- Reading Mode: EM/ID 125 KHz
- Output Format: Wiegand 26
- Waterproof (ABA Optional)
- LED (Red, Green)
- Dimension: 100 x 46 x 20 mm



APRO3ME

- Mini Card Reader
- Reading Mode: EM-ID 125KHz or Mifare-ID 13.56Mhz optional
- Proximity Range: 3-15 cm
- Output Format: Wiegand 26/34, RS485
- Dimension: 83 x 41 x 16 mm



APR4MQR

- QR, one/two-dimensional code / Mifare Card Wiegand
- USB/RS232/RS485 8-12V
- reading distance:3-6CM 86mm*86mm*18mm 0.15KG

www.elidthailand.com

082-258-6536

@elidthailand

@elidthailand



CARD

SC6

- Mifare/IC card
- Frequency: 13.56MHz
- Dimension: 86 x 54 x 0.8 mm




SD5

- EM Thin Card
- Proximity Range: 70-100 cm
- Frequency: EM 125Khz
- Dimension: 86 x 54 x 0.8 mm




SDM

- Mid-Distance Card EM
- Proximity Range: 70-100 cm
- Frequency: EM 125Khz
- Dimension: 86 x 54 x 1.8 mm



SD4

- EM Thick Card
- Proximity Range: 70-100 cm
- Frequency: EM 125Khz
- Dimension: 86 x 54 x 1.8 mm





EXIT BUTTON



APPB1

- Exit PB Plastic (Narrow Door Release Button with luminescent indicators)
- Output Contact: NO/NC/COM
- Max: 3A 24V -10~+55°C
- Dimension: 76 x 23 x 14 mm
- Weight: 0.017kg



APPB2

- Stainless Steel Exit Button
- Standard Structure: Button stainless steel panel
- Output Contact: NO/COM
- Max: 3A 36V -10~+55°C
- Dimension: 91 x 28 x 20 mm
- Weight: 0.5kg



NO TOUCH EXIT SWITCH




AP40NT

- Stainless Steel, Infrared Induction
- Standard Structure: Button stainless steel panel
- Output Contact: NO/NC/COM
- Max: 12V
- Dimension: 115 x 40 x 25 mm
- Weight: 0.1kg
- "NO TOUCH" Letters

APG50NT

- Stainless Steel, Infrared Induction
- Standard Structure: Button stainless steel panel
- Output Contact: NO/NC/COM
- Max: 12V
- Dimension: 86 x 50 x 25 mm
- Weight: 0.1kg
- "NO TOUCH" Letters



AP55-NTWR

- Wireless Button
- Power: DC12/24V
- Output Contact: NO/NC/COM
- Wireless Distance Max: 30 meters
- Work with receiver
- Dimension: 36 x 137 x 10 mm



NO TOUCH EXIT SWITCH

AP20W-NT

- Hand Wave Sensor
- Panel Material: Tempered glass
- Input Voltage: DC12-24V
- Output Contact: NO/NC
- Dimension: 86 x 86 x 11 mm



AP20B-NT

- Hand Wave Sensor
- Panel Material: Tempered glass
- Input Voltage: DC12-24V
- Output Contact: NO/NC
- Dimension: 86 x 86 x 11 mm



KEY SWITCH



APKS1

- Standard Structure: Stainless steel Panel with 2 keys ON/OFF
- Output Contact: NO/NC/ COM
- Max: 3A 36V -10~+55° C
- Dimension: 86 x 86 x 20 mm
- Weight: 0.13kg

APKS2

- Standard Structure: Stainless steel Panel with 2 keys ON/OFF
- Output Contact: NO/NC/ COM
- Max: 3A 36V -10~+55° C
- Dimension: 115 x 40 x 20 mm
- Weight: 0.15kg





EMERGENCY BREAKGLASS

APBGG1

- Resettable Emergency Door Release
- Output Contact: NO/NC/COM, 1 pole
- Max: 3A 36V -10~+55° C
- Dimension: 86 x 86 x 50 mm
- Weight: 0.15kg
- Without protect cover



APBGW1

- Resettable Emergency Door Release
- Output Contact: NO/NC/COM, 1 pole
- Max: 3A 36V -10~+55° C
- Dimension: 86 x 86 x 50 mm
- Weight: 0.15kg
- Without protect cover

ACCESSORIES



PM-M
PM-F

- PM Male
- PM Female